

**ODISHA POWER GENERATION CORPORATION LTD.**

(A Government Company of the State of Odisha)  
CIN: U40104OR1984SG001429

**Ib Thermal Power Station**

Banharpali, Dist.: Jharsuguda, Odisha - 768 234, India  
Plant Manager : (+916645) 289266, Fax: (+916645) 222-230  
Factory Manager : (+916645) 222224, Fax: (+916645) 222-230



Letter No. ITPS/2480/WE  
April 20, 2020

The Director  
Ministry of Environment Forests & Climate Change  
Eastern Regional Office  
A/3, Chandrasekharpur,  
Bhubaneswar - 751023

Dear Sir,

Sub.: Submission of annual implementation report of Ash for the period from 01-04-2019 to 31-03-2020 for Ib Thermal Power Station (2X 660 MW ITPS), of Odisha Power Generation Corporation.


Ref.: Fly ash Notification S.O. 763(E) Dated 14<sup>th</sup> September 1999

This has reference to the captioned subject and the cited reference. Please find here the annual implementation report of ash for 2 X 210 MW ITPS of M/s Odisha Power Generation Corporation, Jharsuguda for the period from 01-04-2019 to 31-03-2020 in dully filled in prescribed format.

Hope the above is in line with your requirement.

Thanking you,


Yours Sincerely,

  
Sukanta Mohapatra  
GM O&M (I/C)

Encl.: Annual Implementation Report of Ash

Copies to: 1. The Member Secretary, State Pollution Control Board, Bhubaneswar, Odisha  
2. The Member Secretary, Central Pollution Control Board, East Arjun Nagar, Delhi

Corporate Office : Zone-A, 7th Floor, Fortune Tower  
Chandrasekharpur, Bhubaneswar - 751023, Odisha  
Ph: 0674-2303765-66, Fax : 0674-2303755  
website : www.opgc.co.in



**Fly ash Notification S.O. 763(E) Dated 14<sup>th</sup> September 1999 - Statutory compliance report for the period from 01.04.2019 to 31.03.2020**

S. No.	Item	Reply
1	Name of the Thermal Power station	<b>Ib Thermal Power Station (2X660 MW) of Odisha Power Generation Corporation</b>
2	Full address including Pin code	<b>At: Banharpali Post: Banharpali Jharsuguda-786 234, Odisha</b>
3	E Mail address	<b>Umakant.pahi@opgc.co.in</b>
4	Name of the Nodal officer dealing with ash management with designation (not below DGM rank)	<b>Umakant Pahi Head-EHS</b>
5	Telephone No	<b>06645-289258</b>
6	Fax No	<b>06645-222230</b>
7	Capacity of the Thermal Power station	<b>1320 MW</b>
8	Details of the Number of units and capacity of each unit	<b>Units: 2 Nos Capacity: 660 MW each</b>
9	Coal/ Lignite consumption in 2019-2020 (million tonnes)	<b>2.906</b>
<b>A. Ash Generation in 2019-2020 (in tonnes)</b>		
10	Bottom Ash	<b>246745</b>
11	Fly ash	<b>986979</b>
	<b>Total A</b>	<b>1233724</b>
<b>B. Ash Unutilized (in tonnes)</b>		
12	Ash pond disposal	<b>1019746</b>
13	Ash Yard	<b>0</b>
14	Ash Dump	<b>0</b>
	<b>Total B (12 to 14)</b>	<b>1019746</b>

<b>C. Ash Utilization in 2019-2020 (in tonnes)</b>			Actual			
S. No.	Purpose for which ash is utilized	Target (as per action plan)	From ESP Dry Ash	From Pond Ash	From Bottom Ash	Total
15	Ash pond dyke rising	-	-	-	-	-
16*	Cement Industry	-	-	-	-	-
17	Land fill	-	<b>213978</b>	-	-	<b>213978</b>
18	Own Brick unit	-	-	-	-	-
19*	Outside brick units other than	-	-	-	-	-

	brick kilns					
20*	Brick kilns	-	-	-	-	-
21	Own ash based products (other than bricks)	-	-	-	-	-
22	Ash based products (out side)	-	-	-	-	-
23*	Road and Flyover embankments	-	-	-	-	-
24*	Back filling of mines	-	-	-	-	-
25	Agriculture	-	-	-	-	-
26	Ready mix concrete	-	-	-	-	-
27	Asbestos	-	-	-	-	-
28*	Exports	-	-	-	-	-
29	Other (Please Specify)	-	-	-	-	-
	<b>Total C (15 - 29)</b>	-	<b>213978</b>	-	-	<b>213978</b>

**D. Reasons for variation from the target –**

Plant has been commissioned recently and we have achieved 17.34% ash utilization for the FY 2019-20. OPGC is putting all efforts to maximize ash utilization and to achieve target as per Fly Ash notification.

*\*However, OPGC is still working on high priority to achieve 50% ash utilization by August'20*

**E. Efforts made by OPGCL to Maximise Utilisation of Fly-Ash :**

1. OPGCL has installed its own Fly-Ash brick plant with production capacity of 10,000 bricks per day, and steps have been made for all the bricks that are produced being utilised in all the ongoing and upcoming construction activities of OPGC.
2. 3 dedicated dry ash silos with capacity of 2500 MT each has been provided for utilization of ash in avenues like cement, brick, asbestos, ready mix concrete & roads. Provision has been made for evacuation of ash through trucks, bulkainers as well as by rail.
3. OPGCL has entered into an agreement with Visveswariya National Institute of Technology, Nagpur ("VNIT") to devise technological advancements for enhancing ash percentage up to 90% in production of bricks and for geopolymeric use of ash in road construction.
4. OPGCL has been conducting various ash utilization awareness campaigns in the nearby community by way of street plays, distribution of pamphlets, etc.
5. Strong initiatives have been taken to identify low lying area/ stone quarries in the vicinity. Publications have been made in local newspapers for execution of low land reclamation to supply ash free of cost to the owner for proper utilization of abandoned low land.
6. A task force has been created by committee comprising representatives from CEA, MoEF & CC, Ministry of Mines, CIL, CIMFR, CMPDIL, CPCB & NTPC. The task force has listed Rampur Colliery as one of the abandoned mines for backfilling of ash nearest to OPGC. In response to the letter of CEA for a feasibility report on mine void filling, OPGC has made a preliminary survey and has found that the Rampur underground mine is at a distance of around 25 Km from the plant and can accommodate ash generated from OPGC for a period of 5 years and it is also feasible for OPGC to dispose ash in the mentioned mine void. OPGC has also proposed the name of BOCM to Central Electricity Authority which can meet the ash utilization requirement of OPGC for atleast a period of 10 years. Once the mine void is made available, OPGC shall take rapid measures to start backfilling of the mentioned mines at the earliest.

**F. Quantity in ash pond:**

30	Estimated quantity of Pond ash in active ash pond (Pond in use) as on 31.03.2020 (million tonnes)	1.019
----	---	-------

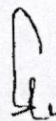
**G. Ash Pond details**

		Forest area	Non forest area	Total
31	Total area ear marked for ash pond (ha)	Nil	126	126
32	Ash ponds already filled up and reclaimed (ha)	Nil	Nil	Nil
33	Ash ponds already filled up but yet to be reclaimed (ha)	Nil	Nil	Nil
34	Ash ponds in use (ha) (Active ash ponds)	Nil	107	107
35	Area earmarked for ash ponds but ash ponds yet to be constructed (ha)	Nil	Nil	Nil

<b>H. Dry ash collection facilities</b>		
36	Whether Mechanical handling facility for dry fly ash collection is available	Yes
37	If yes for how many units	To facilitate dry ash utilization at ITPS, Unit#3 & Unit#4 Dry 3 Nos dry ash collection silos of 2300 MT capacity each for utilization of dry fly ash in asbestos plant, ash brick/block, ready mix concrete, land reclamation and road construction. Facility has been provided for evacuation of ash both by rail & road.
<b>I. Dry fly ash storage.</b>		
38	Daily ash generation (TPD)	Capacity of storage as on 31.03.2020 (tonnes)
	4569 MT *Average of 2019-20	2300MT X 3 (Silo)
		Capacity proposed if any in 2020-21(tonnes)
		Not required now, since the present storage capacity is adequate to meet dry ash off-take demand.
<b>J. Capital Expenditure (Rs. Lakhs)</b>		
	Item	Expenditure in 2019-20(Rs .Lakhs)
		Budgetary provision in 2020-21 (Rs. Lakhs)
39	Mechanical dry fly ash collection facility	No capital, only revenue expenditure has been made.
		No capital, only revenue expenditure proposed.
40	Dry fly ash storage	-do-
		-do-
<b>K. Dispute settlement committee</b>		
41	No. of meetings held in 2019-20	If no meetings were held reason for the same
	Nil	During 2019-20 no such cases were brought into notice of the management.
<b>L. Provision regarding supply to the brick kilns</b>		
42	Whether the Thermal Power Station is maintaining month-wise records of ash made available to each brick kiln	Yes, month wise record maintained.
43	If yes, how many brick kilns have been supplied with fly ash	Nil
<b>M. Mode of Transport for ash (strikeout whichever not applicable)</b>		
44	Dry Ash	Through Closed Containers/Bulkers covered with Tarpaulin
45	Wet Ash	Low Concentration Slurry Disposal through ash pipelines (LCSD) for Bottom ash and High Concentration Slurry Disposal (HCSD) for fly ash.

<b>N. Promotional Measures</b>				
		No. of meetings/ workshops exhibition held during 2019-2020	Amount spent in 2019-20 (Rs. Lakhs)	Outlay for 2020-21 (Rs. Lakhs)
46	Exhibitions	-	-	-
47	Seminars for awareness creations amongst farmers for use of ash in agriculture.	-	-	-
48	Workshops	-	-	2
49	Advertisement in News Papers	-	-	1
50	Advertisement in TV	-	-	-
51	Advertisement in Radio	-	-	-
52	Others (Please specify)	-	-	-
	<b>Total N (46 to 52)</b>			<b>3</b>
<b>O. Administrative measures taken</b>				
S.N	Administrative measures	Outcome		
53	Meeting with brick manufacturers	-		
54	Meeting with State Government/agencies	-		
55	Any other measure (Please specify)	-		

Prepared by: **Parthasarathi Panda**  
 Designation: **Dy. Manager- Environment**  
 Date: **20-04-2020**



**Signature of the CEO/General Manager/CE of the Thermal power station**  
 Name: **Sukanta Mohapatra**  
 Designation: **GM O&M (I/C)**  
 Date: **20.04.2020**